

EXPERTISE & EXPERIENCE Choosing the right physician and hair transplant team is extremely important. For strong, healthy hair and a natural-looking hairline, you need a team with the technical expertise to accurately prepare transplant grafts and gently position them into recipient sites. My proven skills in performing hair transplants ensure a close to 100 percent survival rate for all transplanted grafts, imperceptible recipient scars and superior aesthetic results. And I will personally perform or directly supervise all steps in your procedure.

I employ some of Canada's most experienced hair transplant nurses and technicians, many of whom train physicians and technical teams from around the world in the complexities of state-of-the-art micrograft hair transplantation. My team has been praised by patients for its high level of empathy, personal attention and care.

DR. DAVID ZLOTY *Dedicated to remaining at the forefront of the evolving field of hair transplantation, Dr. David Zloty is Clinical Assistant Professor and Director of Surgical Education in the Division of Dermatology at UBC and Medical Director of the Dermatologic Surgery Centre, one of BC's premier sites for cosmetic surgery.*

36-YEAR-OLD FEMALE



BEFORE



AFTER

**IMAGINE LOOKING
& FEELING YOUR BEST**

My goal is to provide you with as much information as possible about hair transplantation, so that you can make an informed, confident decision about your treatment. I encourage you to speak openly about the results you hope to obtain and to ask for more information on any new treatments you've heard or read about. Together, we can decide on the best course of action to help you attain the look you desire.

Want to attain greater hair density and facial symmetry? Please contact me for more information about how hair transplantation can transform your look.

The possibilities are limitless.




Dr. David M. Zloty BSc, MD, FRCP
*Cosmetic Dermatologic Surgery
Dermatologic Oncology
Clinical Assistant Professor, UBC*

- Liposuction
- Botox
- Cosmetic Excisions
- Facial Rejuvenation
- Soft Tissue Fillers
- Hair Transplantation

T: 604.875.4888 E: dzloty@vanhosp.bc.ca
F: 604.875.4777

835 West 10th Avenue, Vancouver, BC V5Z 4E8 www.drzloty.com

DESIGN: MADHURLEKHA DESIGN TEXT: INSCRIPT LANGUAGE & WRITING PHOTOGRAPHY: ALBERT NORMANDIN



Dr. David M. Zloty BSc, MD, FRCP
*Cosmetic Dermatologic Surgeon
Clinical Assistant Professor*

THANKS TO ADVANCES IN MICROGRAFT HAIR TRANSPLANT TECHNOLOGY, YOU CAN HAVE GREATER HAIR DENSITY & A NATURAL HAIRLINE.

FULL & HEALTHY HAIR Hair transplantation is an increasingly popular solution for men and women affected by hair loss. In this straightforward procedure, permanent hair follicles are moved from the back of your head to balding or thinning areas. Using single hair grafts I create a natural-looking hairline of graded density that is virtually undetectable, even by your hairstylist. And by using both minigrafts and micrografts, I ensure the transplanted hair blends imperceptibly with your existing hair over the sides and back of the scalp.

A RELAXING PROCEDURE At the Dermatologic Surgery Centre, we make every effort to create a welcoming and stress-free environment for our patients. In fact, most of our clients find they need little or no sedating medication during the procedure—they are comfortable relaxing or watching videos. Recovery is rapid, with only mild to moderate swelling or discomfort, and all patients returning to work within five to seven days.

ATTAINING THE RESULTS YOU WANT

What kind of results can you expect? Realistically, it is unusual to achieve hair density or a hairline position equivalent to your teenage years. Your results will be age appropriate and continue to look natural throughout your life. To attain optimal results, more than one transplant session may be required. Together, we will discuss what will be possible for you, taking into account the number of grafts needed, the area to be covered, your scalp and face shape, scalp flexibility, and your hair density, colour and texture. These variables will influence the results you can expect and the number of transplant sessions you will need. It usually takes four months for the transplanted hair to grow long enough for you to assess and appreciate the results of the procedure.

TRANSPLANTED HAIR LASTS A LIFETIME

Your newly transplanted hair will grow forever. It can be cut, colored, permed or styled however you wish. There's no need to worry about wind, water, sports or work activities influencing your transplanted hair—it simply behaves as strong natural hair.

WHERE ART MEETS SCIENCE Naturally, there's more to hair transplants than the latest technology and techniques. I bring a highly developed artistic sensibility to each procedure, so that hairline

shape, graft placement, hair orientation and direction are appropriate for you. A hairline that is in harmony and symmetry with your face is more natural, helping you look your age and feel more confident.

The results of your hair transplant will be with you for life. With this in mind, I tailor my treatments to benefit you aesthetically over the long term. So you'll look great both now and in the future.

OPTIMAL RESULTS AT A FAIR PRICE

During your initial consultation, I will provide you with a detailed cost outline based on your desired results. Our straightforward pricing structure ensures that all patients are treated fairly, honestly and equally.

WHAT ARE MINIGRAFTS & MICROGRAFTS?

Hair grows naturally in units of one to four hairs from each follicle. Advanced techniques now enable us to precisely transplant these follicular units. Tiny single-hair micrografts are ideal for creating a natural looking new hairline. Larger units of two to four hairs, called minigrafts, are placed behind the hairline to fill in thinning or balding areas. These transplanted hair grafts begin growing a few months after surgery, resulting in healthy, natural hair.

33-YEAR-OLD MALE



BEFORE



AFTER

41-YEAR-OLD MALE

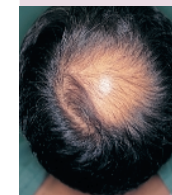


BEFORE

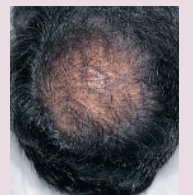


AFTER

52-YEAR-OLD MALE



BEFORE



AFTER